

the List Premium Property Report

Property information, sales and statistics in a single report

Example Report – 5 Liam Drive, Kingston

Valuation Details

Tabular and graphed analysis of Government Land and Capital values for the property back to 1982

Property Details

Comprehensive information about the property including: improvements, wall and roof types, construction year, number of bedrooms and ownership history

Property Sales

Past sales information for the property (back to 1982)

Sales Statistics for the last twelve months for properties with the same land use type and suburb. Recent sales in the area with similar criteria are also shown

Sales Trends

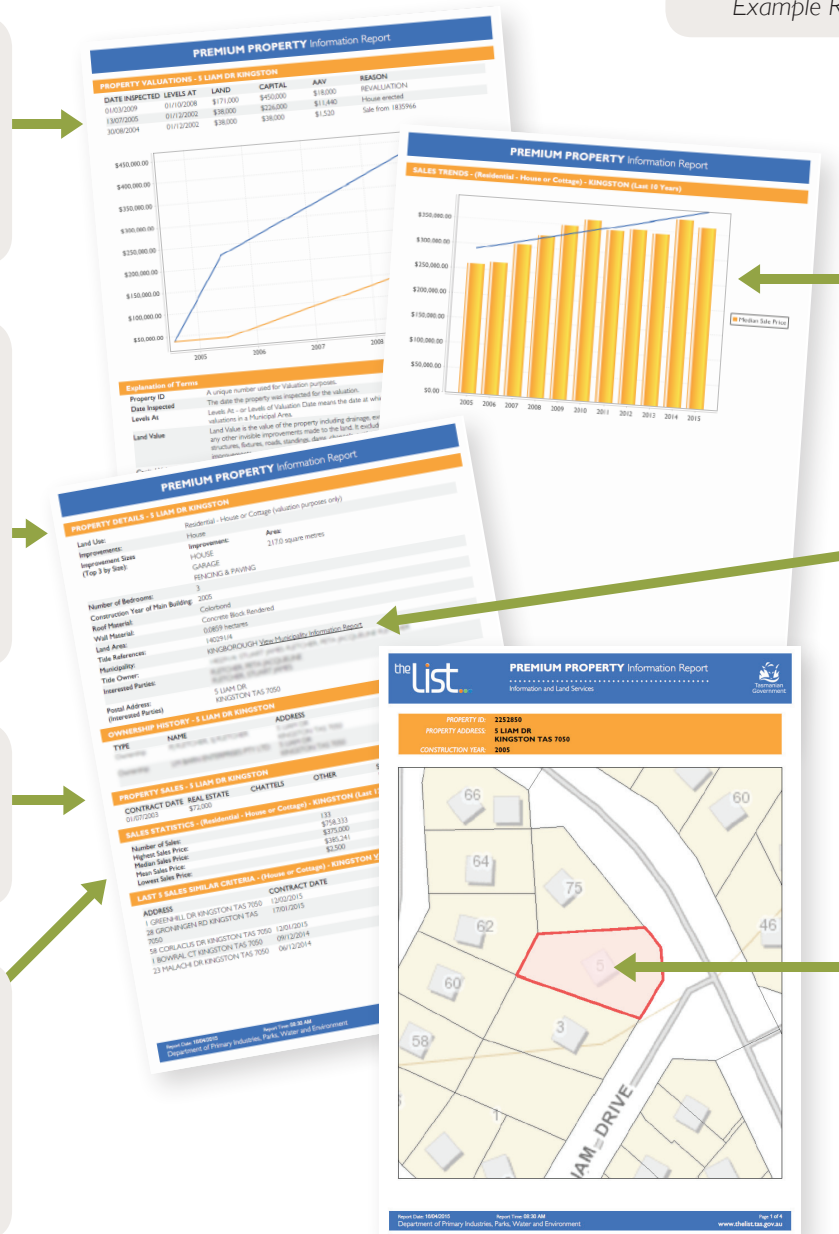
View sales trends for the suburb over the last 10 years

Free Municipality data

The Premium report also links to a free Municipality report

Location Maps

A current location map of the property is provided




Purchase a comprehensive **Premium Property Report** for \$31.20 from **the LIST** www.thelist.tas.gov.au

How to purchase a **LIST Premium Property Report**

Visit the Land Information System Tasmania **www.thelist.tas.gov.au**, click on **Login** (top right of page) and use your existing or **Create** a new free LIST account, and use the following steps to purchase your **Premium Property Report**.

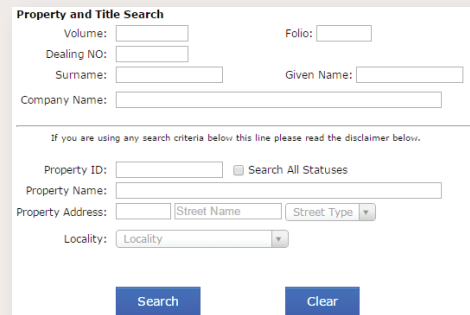
Step 1

- Login to your account
- Click on **Properties & Titles** on the homepage




Step 2

- Search for your property of interest
- Use an address; a Certificate of Title reference (Volume and Folio); or Property Identifier (Property ID)
- Click **Search**
- Confirm property of interest and click **Select Products**

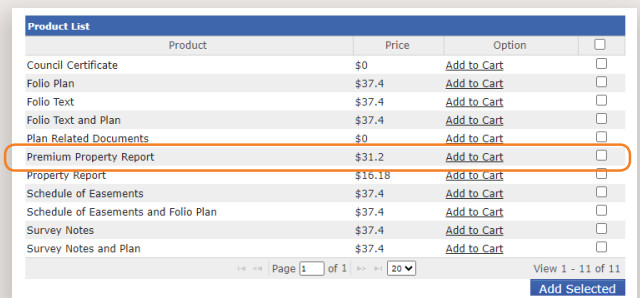
A search form titled "Property and Title Search". It contains fields for Volume, Folio, Dealing NO, Surname, Given Name, and Company Name. Below these is a disclaimer: "If you are using any search criteria below this line please read the disclaimer below." Then there are fields for Property ID, Property Name, Property Address (with Street Name and Street Type dropdowns), and Locality. At the bottom are "Search" and "Clear" buttons.

Step 4

- Click on the Cart icon  at top right of page. This will take you to your cart.
- To confirm your purchase - click **Credit Card Purchase**
- Enter credit card details (no card details are stored after transaction)

Step 3

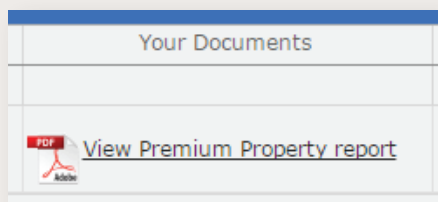
- Select the **Premium Property Report** and click **Add to Cart**
- Once added, the item will display as **In Cart**

A table titled "Product List" with columns: Product, Price, Option, and a checkbox. The "Premium Property Report" row is highlighted with an orange border. The table lists various products and their prices, with "Add to Cart" links for each.

Product	Price	Option	
Council Certificate	\$0	Add to Cart	<input type="checkbox"/>
Folio Plan	\$37.4	Add to Cart	<input type="checkbox"/>
Folio Text	\$37.4	Add to Cart	<input type="checkbox"/>
Folio Text and Plan	\$37.4	Add to Cart	<input type="checkbox"/>
Plan Related Documents	\$0	Add to Cart	<input type="checkbox"/>
Premium Property Report	\$31.2	Add to Cart	<input type="checkbox"/>
Property Report	\$16.18	Add to Cart	<input type="checkbox"/>
Schedule of Easements	\$37.4	Add to Cart	<input type="checkbox"/>
Schedule of Easements and Folio Plan	\$37.4	Add to Cart	<input type="checkbox"/>
Survey Notes	\$37.4	Add to Cart	<input type="checkbox"/>
Survey Notes and Plan	\$37.4	Add to Cart	<input type="checkbox"/>

Step 5

- To view, download or print a copy of your report, click on **View Premium Property report**



You are finished

A copy of the document you purchased will be stored online in your **User Profile** for 14 days